



# The Armour of God



**TRUEWAY KIDS**.COM



On our heads, we are to wear the Helmet of Salvation. It protects our minds. It reminds us of God's promises. Next, the Sword of the Spirit which is the God's word, the Bible. Finally, Paul tells us to always remember to pray. God is always with us.




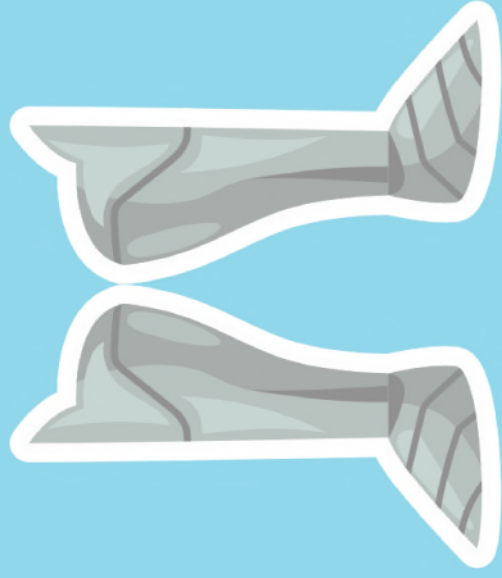


## The Armour of God

In the Bible, soldiers would wear very heavy armour ready for battle.

While Paul was in prison, he wrote a letter to the church.

He told them to put on the armour of God.

He wanted them to be ready.



Paul told them to start with the Belt of Truth.

This was the part that held everything together.

We can know the truth by reading the Bible.

Next, is the Breastplate of Righteousness.

This piece protects your heart.

We are to protect our feet with the gospel of peace.

We should forgive others because God forgives us.

Fourthly, the Shield of Faith.

It protects us from the enemy's attacks.

# Games and Activities

## Create your own suit of armour

Turn your old cardboard boxes into a suit of armour for your child to wear.

If you don't have time to make everything, just focus on one or two items.

Think about how we can put on the armour of God and what each part represents.



## Balloon Swords

Use some long balloons to create swords.

Allow children to play with the swords. Show how they can both defend and attack with a sword.

Speak about how a soldier always had to keep their sword ready.

Share how it is important for us to know the Bible to be ready for anything.



## Dodgeball (with shields)

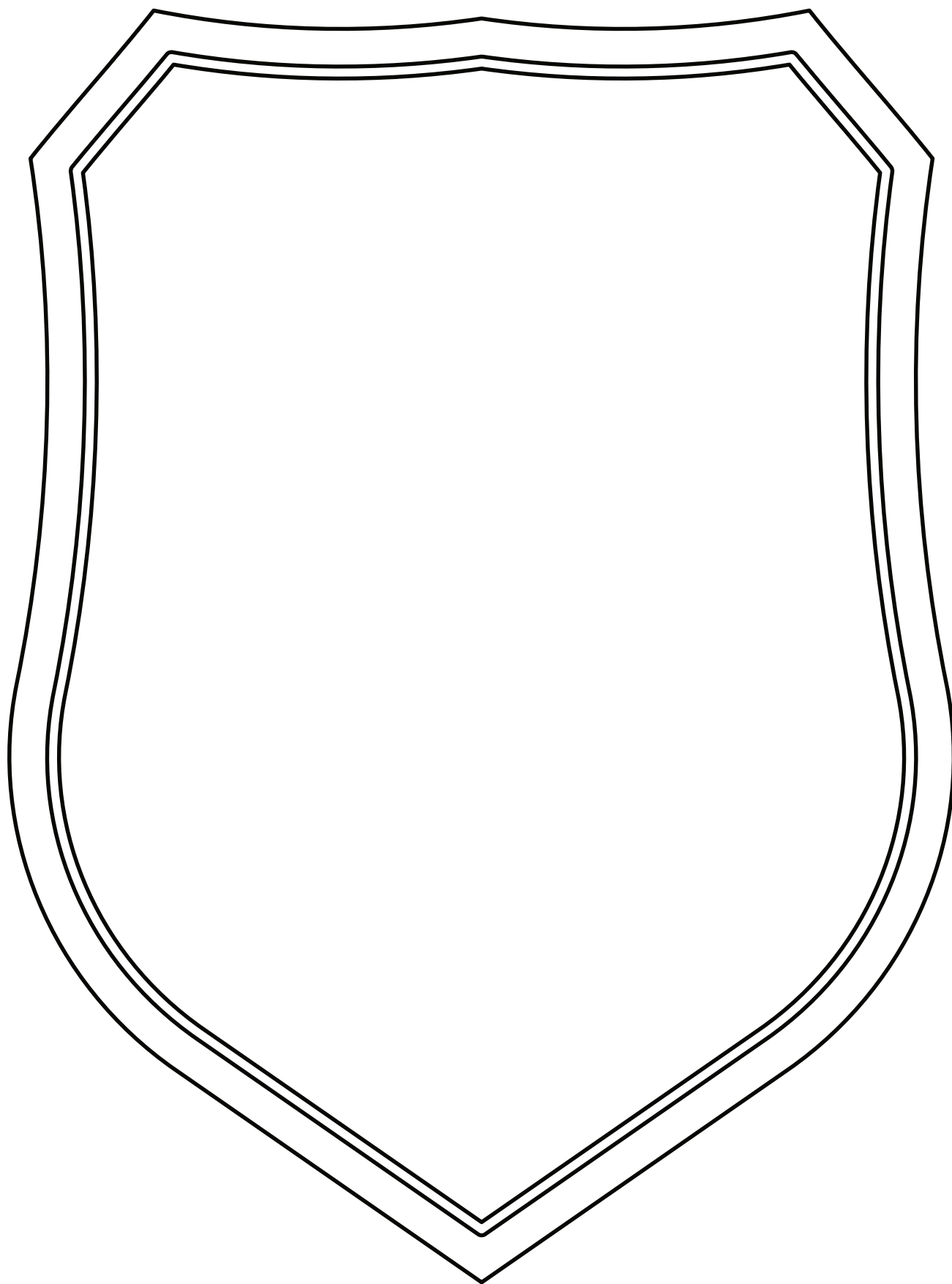
In this version of dodgeball, we add shields which children can use to guard themselves. If the ball hits the shield they are not out.

If time allows, play a version with and without a shield. Show how it is easier to avoid being hit with the shield.

Reflect on the shield of faith.



Write your name on the shield  
and decorate



# Shield of faith

## What you need:

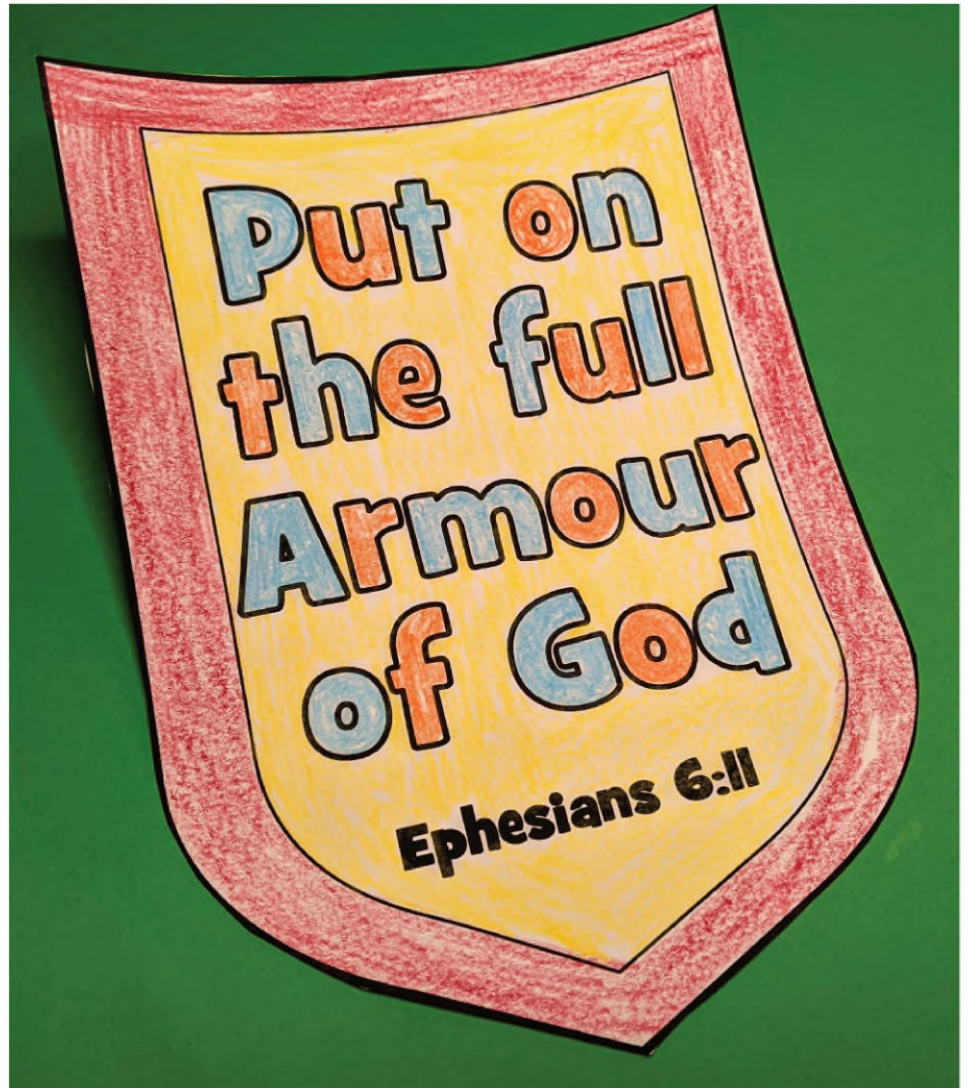
Template page (on cardboard for best results),

Colouring equipment,

Scissors,

Glue.

Optional (stickers)




## What to do:



Colour and decorate the shield.



Carefully cut out the shield and straps from paper.

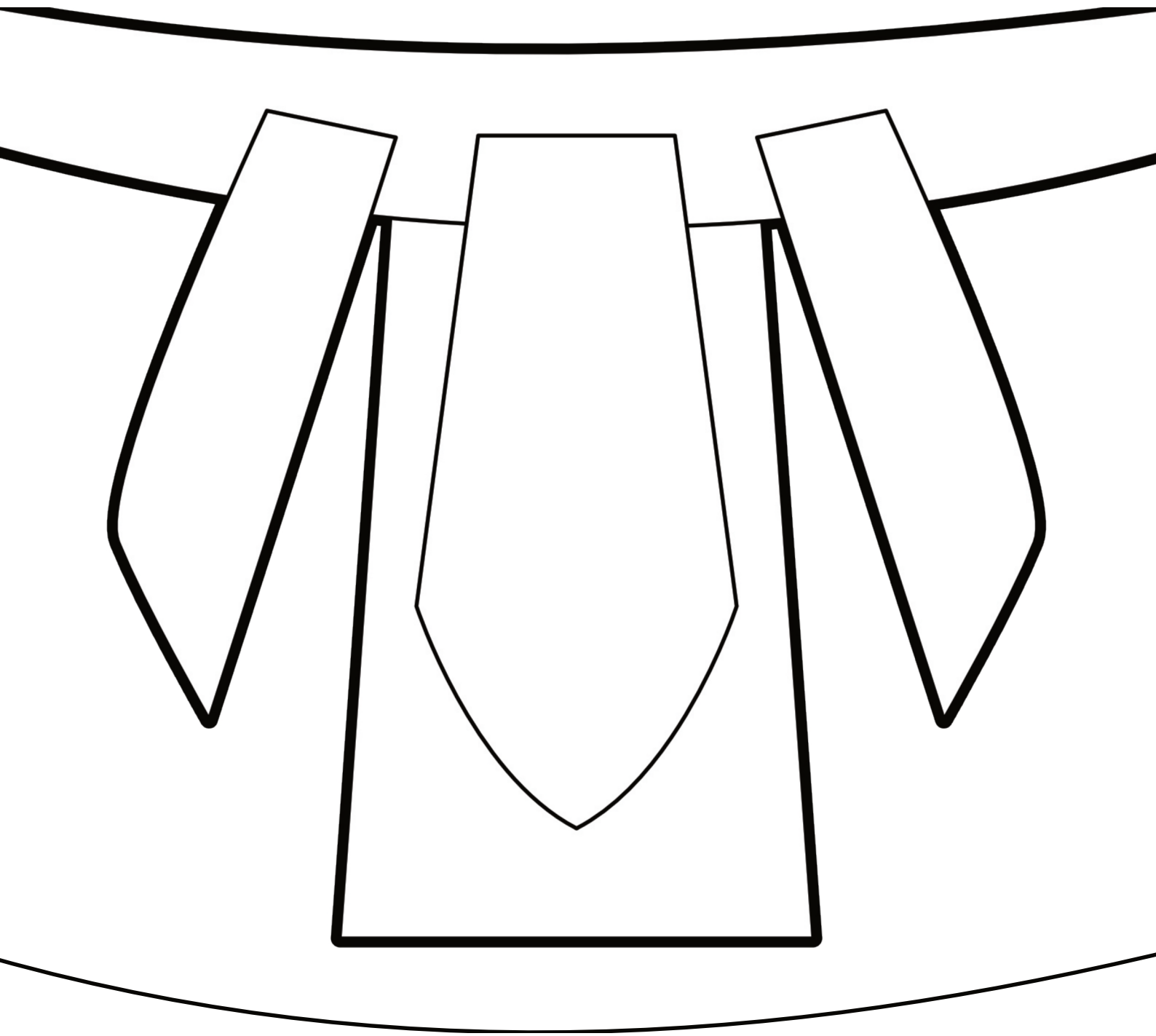


Glue holding straps to back of shield. Wide enough for your child's arm.

YouTube video: <https://youtu.be/935pmZ2Y5mw>

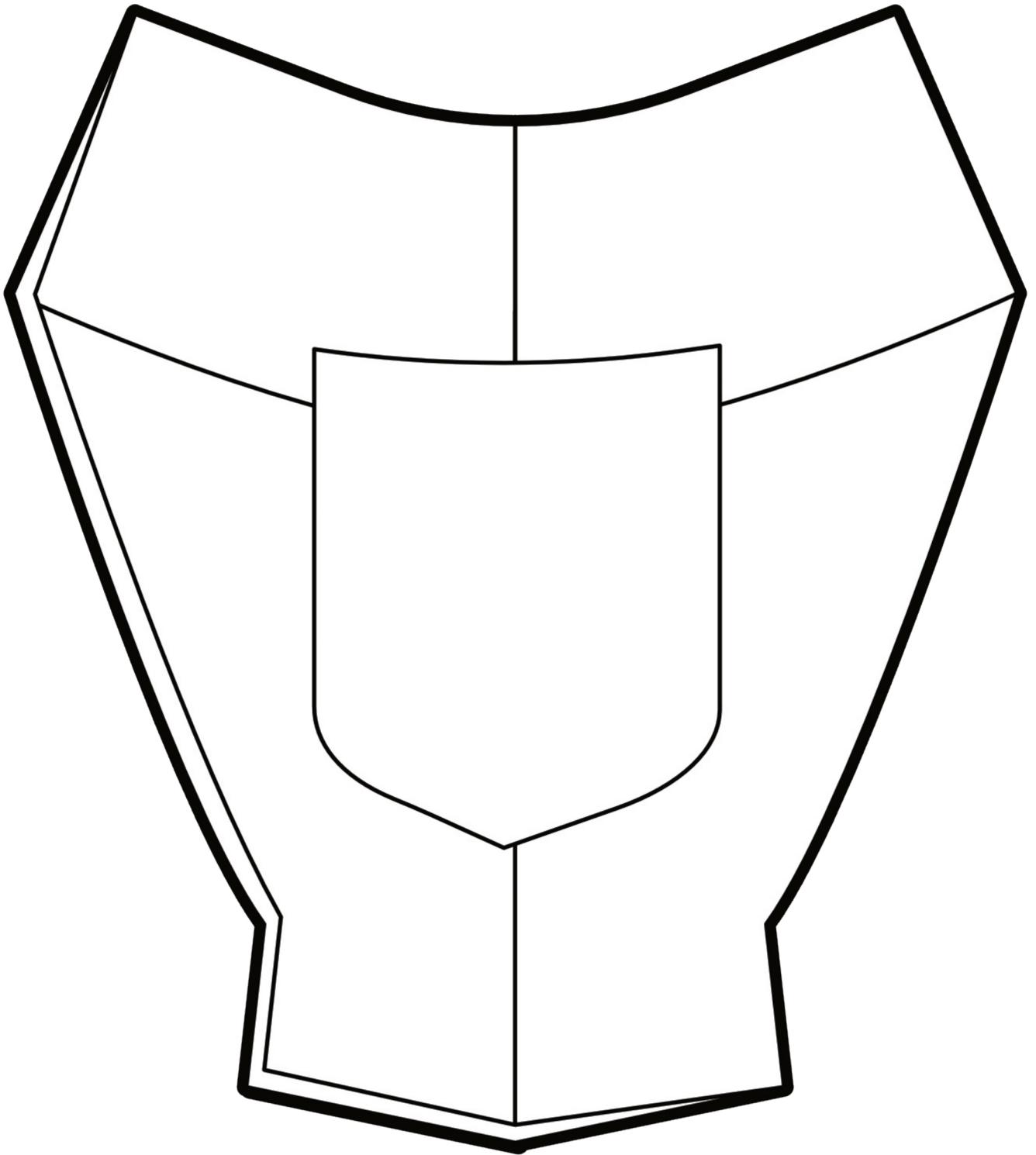
Put on  
the full  
Armour  
of God

**Ephesians 6:11**

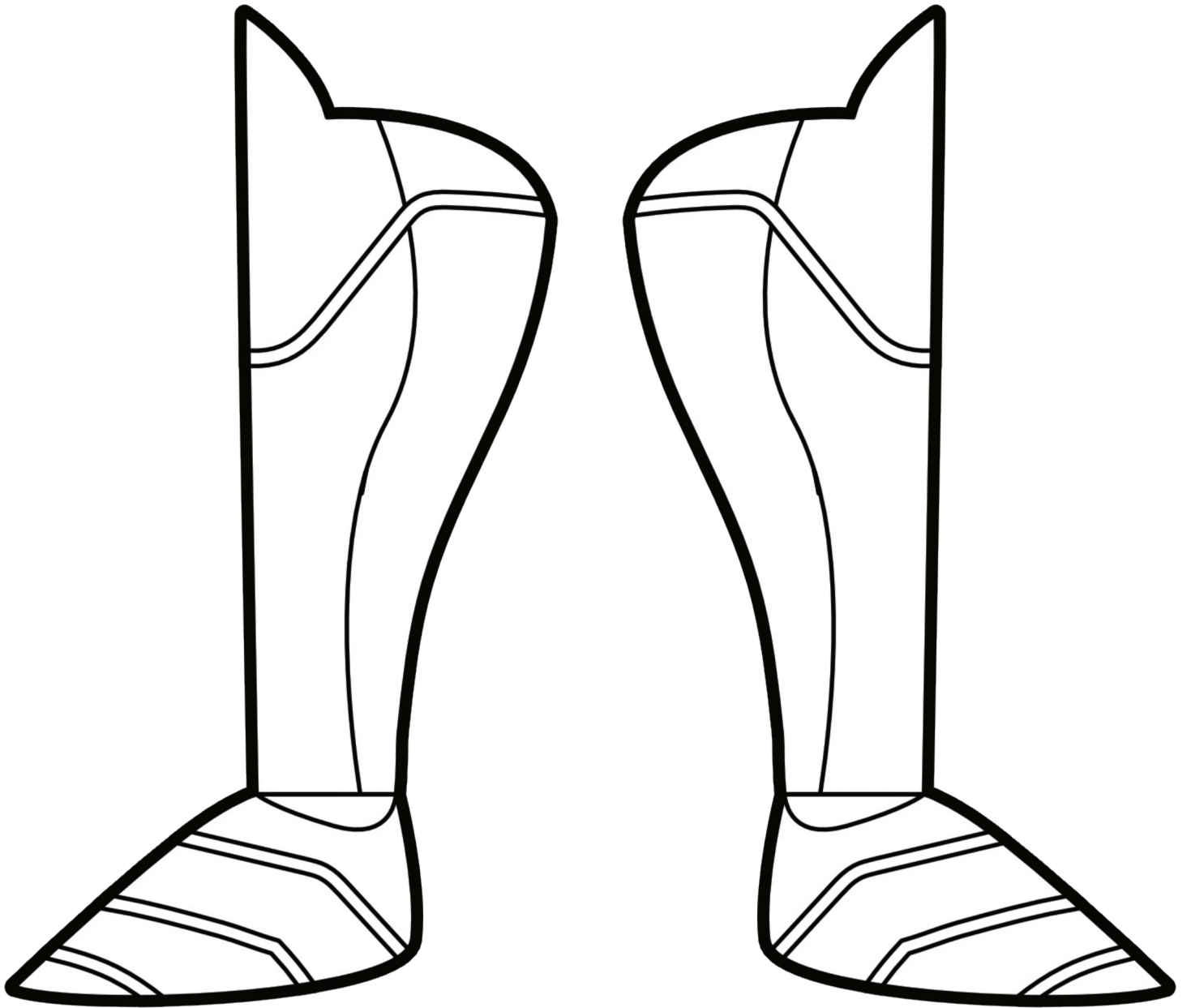


The belt  
of truth






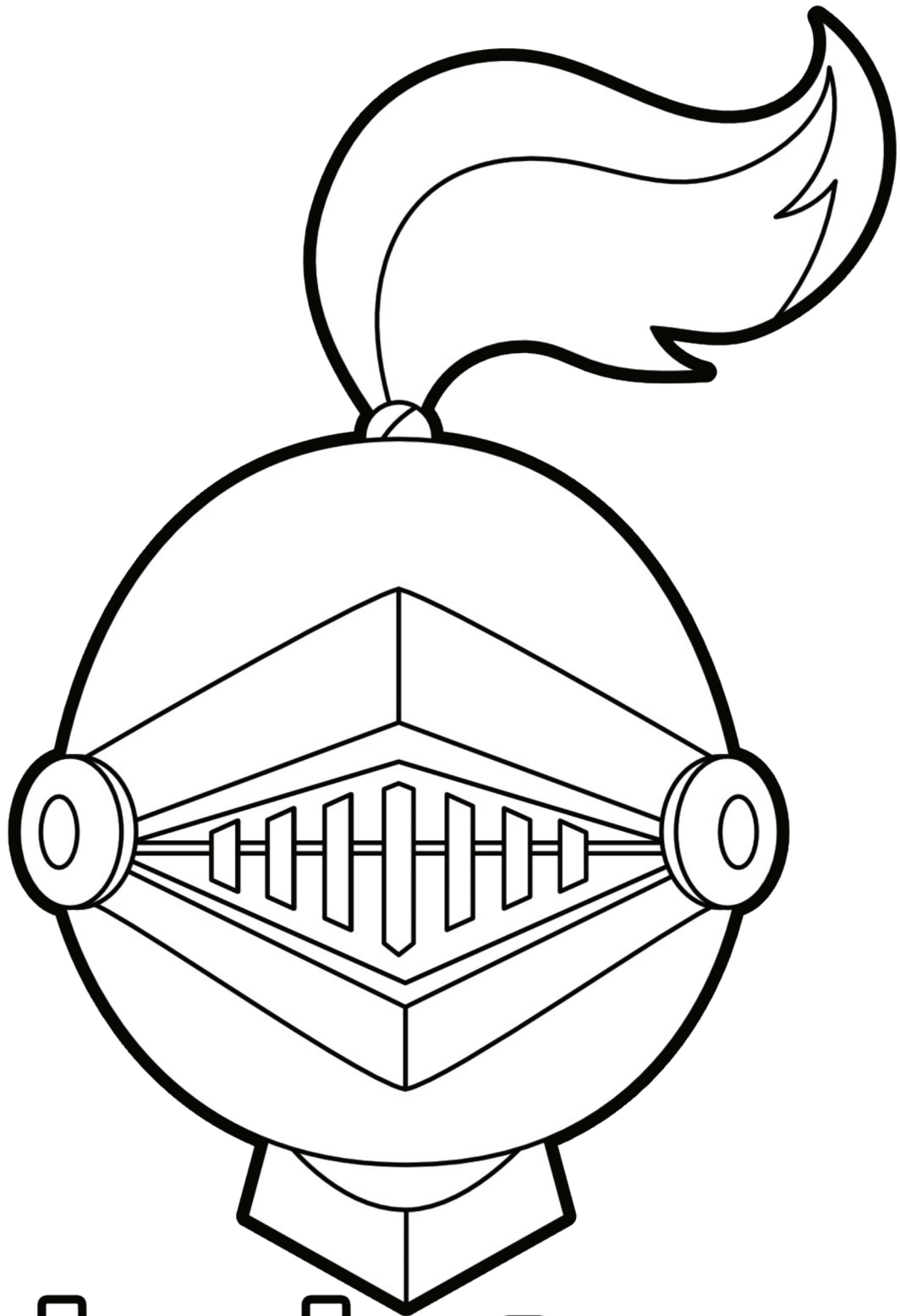
**The breastplate  
of righteousness**




**Feet fitted  
with the  
gospel of peace**




The shield  
of faith




# The helmet of salvation

 The sword  
of the  
Spirit

which  
is the  
word of God



# Crossword Puzzle



## ACROSS

2. A piece of metal carried to protect the front of the body
5. To deliver from the penalty of sin
7. A flexible band of leather or cloth, worn around the waist
8. A piece of armor that covers the breast

## DOWN

1. The body parts at the end of the legs
3. Trust or confidence in God
4. A hard hat that covers and protects the head
6. A covering of metal, wood, or leather, worn to protect the body against weapons

FAITH	HELMET	BREASTPLATE	ARMOR
SHIELD	BELT	SALVATION	FEET



Therefore put on the  
**full armor of God ...**

EPHESIANS 6:13, NIV

Copyright © Sermons4Kids, Inc.  
May be reproduced for Ministry Use

# Children's Worship Bulletin

## The Armor of God

Ephesians 6:11-17

## Word Search Puzzle

Z N B Y Y D L A A S E Y G Y I  
 B G Z N R S Y F H P H V D O R  
 J B N O W B M F B W E I I Y D  
 U O W D Y H U H U P A A E L J  
 X S P M E F E E T L M I C L B  
 S T A N D V G L H W L X S E D  
 S U K M P J A M R F Y V N T D  
 A D B U C K L E D L Q C N G Q  
 L N M N N H A T M A E Y S O A  
 V D U D B W H J T M J E Y S A  
 A I O T X E W F F I D S M P R  
 T P Y W P R L M A N L U Q E R  
 I K A R M O R T I G J D P L O  
 O U P B R E A S T P L A T E W  
 N N S P I R I T H M C T U J S

HELMET	ARMOR	SPIRIT	SWORD	STAND
WAIST	SALVATION	BELT	FEET	FAITH
FULL	GOD	EVIL	FLAMING	PEACE
GOSPEL	BREASTPLATE	SHIELD	BUCKLED	ARROWS

Murray Valley Lutheran Community – Christ Church  
Murray Bridge, South Australia

# Fill in the Blanks

Complete the sentences by filling in the blanks with the correct words from the word bank at the bottom of the page.

Therefore put on the full \_\_\_\_\_ of God, so that when the day of evil comes, you may be able to \_\_\_\_\_ your ground, and after you have done everything, to stand. Stand firm then, with the \_\_\_\_\_ of truth buckled around your waist, with the \_\_\_\_\_ of righteousness in place, and with your \_\_\_\_\_ fitted with the readiness that comes from the \_\_\_\_\_ of \_\_\_\_\_. In addition to all this, take up the \_\_\_\_\_ of faith, with which you can extinguish all the flaming arrows of the evil one. Take the \_\_\_\_\_ of salvation and the \_\_\_\_\_ of the Spirit, which is the word of God.

Ephesians 6:13-17 (NIV)

breastplate	gospel	armor	peace	belt
feet	helmet	stand	sword	shield



# Decoder Puzzle

Each number represents a letter of the alphabet. Substitute the correct letter for the numbers to reveal the words.

1	2	3	4	5	6	7	8	9	10	11	12	13	14	15	16	17	18	19	20	21	22	23	24	25	26
U	M	A	I	E	S	R	Z	O	Q	F	D	V	G	X	L	W	H	K	C	T	N	J	P	Y	B

- 26-5-16-21 \_\_\_\_\_
- 11-5-5-21 \_\_\_\_\_
- 17-9-7-12 \_\_\_\_\_
- 11-3-4-21-18 \_\_\_\_\_
- 6-17-9-7-12 \_\_\_\_\_
- 6-18-4-5-16-12 \_\_\_\_\_
- 6-3-16-13-3-21-4-9-22 \_\_\_\_\_
- 26-7-5-3-6-21-24-16-3-21-5 \_\_\_\_\_
- 3-7-2-9-7 \_\_\_\_\_
- 18-5-16-2-5-21 \_\_\_\_\_

SALVATION	FEET	SWORD	WORD	FAITH
HELMET	SHIELD	BREASTPLATE	ARMOR	BELT







# Growing FAITH at home

PROPER 16

YEAR B

## Jesus is the Holy One of God



[www.growministries.org.au](http://www.growministries.org.au)

Sunday between August 21 and August 27



### CONVERSATIONS

Share your highs and lows, or respond to the following:

1. What is something in life you find difficult or struggle with?
2. Some of the people who were following Jesus couldn't accept his teachings and went away (John 6:60). In what ways is following Jesus hard for you?
3. The apostle Paul writes 'be strong in the Lord and his mighty power' (Ephesians 6:10). What strengthens your faith or helps you to keep on following Jesus?



### BIBLE READINGS

Read the following Bible readings throughout this week. Talk about what words or phrases stand out for you.

- |          |                              |                               |
|----------|------------------------------|-------------------------------|
| <b>S</b> | <b>John 6:56-69</b>          | Many disciples desert Jesus   |
| <b>M</b> | <b>Joshua 24:1-2a, 14-18</b> | The tribes renew the covenant |
| <b>T</b> | <b>Ephesians 6:10-20</b>     | The whole armour of God       |
| <b>W</b> | <b>Exodus 32:1-20</b>        | The golden calf               |
| <b>T</b> | <b>Matthew 19:16-22</b>      | A young man goes away sad     |
| <b>F</b> | <b>1 John 2:18-28</b>        | The departure of some         |
| <b>S</b> | <b>Psalms 34:15-22</b>       | The Lord is with you          |

### VERSE OF THE WEEK

Simon Peter answered him, "Lord, to whom can we go? You have the words of eternal life. We have come to believe and know that you are the Holy One of God."

JOHN 6:68-69



### CREATIVE RESPONSE

Draw or make a suit of armour out of heavy paper or cardboard and include the following pieces: belt, breastplate, shoes, shield, helmet and sword.

(With younger children you can use these items to play a game of "dress-up.").

Throughout the week, read the description of the "armour of God" in Ephesians 6:13-17. Note that this armor is not promoting violence but the "gospel of peace" (v.15).

Be aware of how the Holy One of God protects you with truth, righteousness, peace, faith, salvation, and the Spirit and word of God. Take time to discuss what each part of the armour of God means to you.



### ACTION RESPONSE

Ephesians 6:18 states, "At all times, pray by the power of the Spirit. Pray all kinds of prayers. Be watchful, so that you can pray. Always keep on praying for all of God's people".

One of the most important ways we serve others is by praying for them. Make up a list of members of your congregation or people in your social media circles and other relationships to pray for by name this week. Place the list in a prominent place in your home or carry the list with you throughout the week.



### MEALTIME PRAYER

You give us bread for living, O God. Save us from living for bread. Amen.



### PRAYER

Lord Jesus, the Holy One of God, no one else can give what you give. Help us to listen to your words and trust in you today and always. Amen.



### BLESSING

May the eyes of the Lord be on you and God's ears be attentive to your cry.