

The Angel appears to Mary



News for Mary



One day, God sent an angel to give Mary a very important message.

The angel Gabriel told Mary, “You are going to have a baby, who is the son of God. You will name him Jesus.”

Mary was scared and knew this should be impossible. The angel reminded her, “Nothing is impossible with God.”



Mary went to visit her cousin Elizabeth.

When Mary arrived, Elizabeth’s baby leaped with joy inside her.

Elizabeth and her baby knew that Mary was carrying a very special baby who was the Lord.

Mary sang a song of praise to God.



Mary was due to marry a man named Joseph.

When Joseph heard that Mary would have a baby, he was going to cancel the wedding.

God spoke to Joseph and said that Mary's baby was from Him. He told Joseph that Jesus would save the people from their sins. Joseph trusted God.



Mary had a cousin named Elizabeth. One day her husband, Zechariah, was in the temple.

An angel appeared to Him and said Elizabeth would have a son, and he should be called John.

Zechariah also thought this was impossible as they were too old. But with God, nothing is impossible.

Games and Activities

Visit a friend or family

Christmas is a great time to catch up with friends who maybe we don't see too often. Reflect on how Mary planned a trip to visit Elizabeth by planning a trip to visit a friend or family member. Thank God for the people He puts in our lives.



Make cards for a care Home

We all love receiving Christmas cards. Remind your child how the angel delivered important messages from God. Make some Christmas cards with your child and deliver them to your local care home. You could use the template provided or make your own. Ask the staff to give them to some of the residents who maybe otherwise wouldn't have any. Remind your child that Christmas is for everyone, young and old. (Zechariah and Elizabeth thought they were too old).


Leap for Joy

Remind your child how Elizabeth's baby jumped with joy as Mary and Jesus approached. Give jumping directions for your child to follow. For example: jump high, jump low, jump forward, jump to the side and so on.

You could also turn it into a game by seeing who can jump the highest, furthest, funniest etc.



101



101

This card was made by:

Angel Decoration

What you need

- The template page printed on white card or paper.
- Scissors
- Glue
- Colouring pencils or crayons



What to do



Cut out the cone and glue or tape together. If teaching a group, do before class to save time.



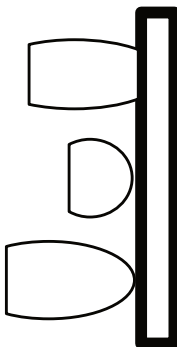
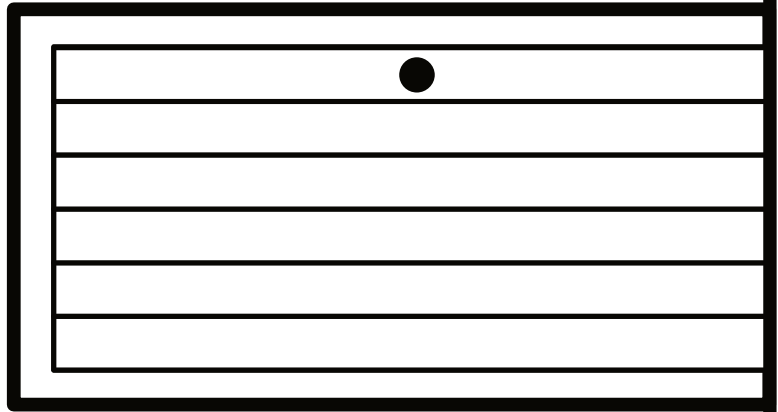
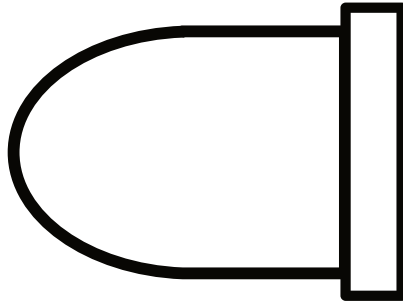
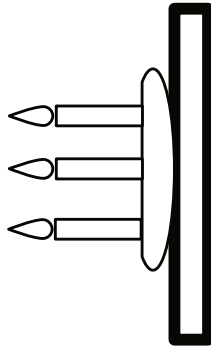
Colour the Angel and wings.



Glue the body and wings onto the cone.

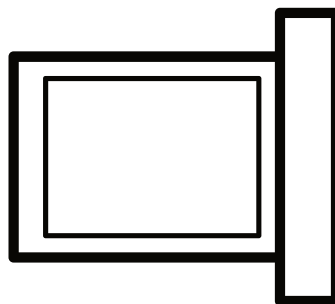
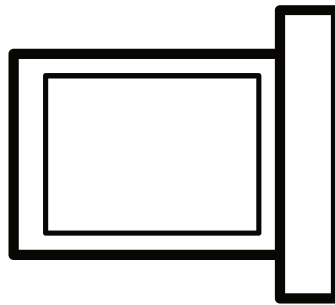
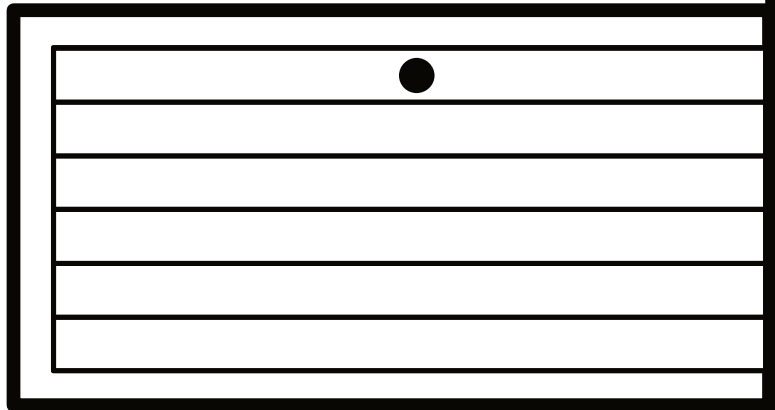
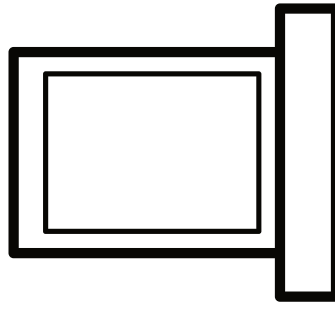


Mary's
House

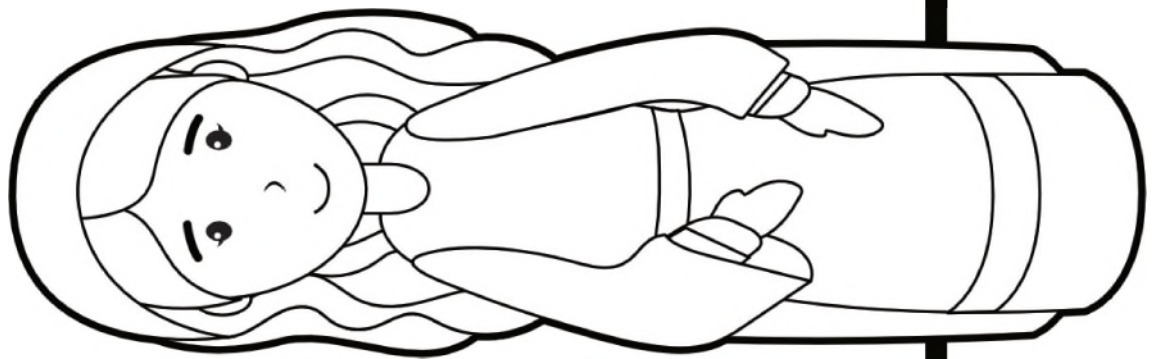



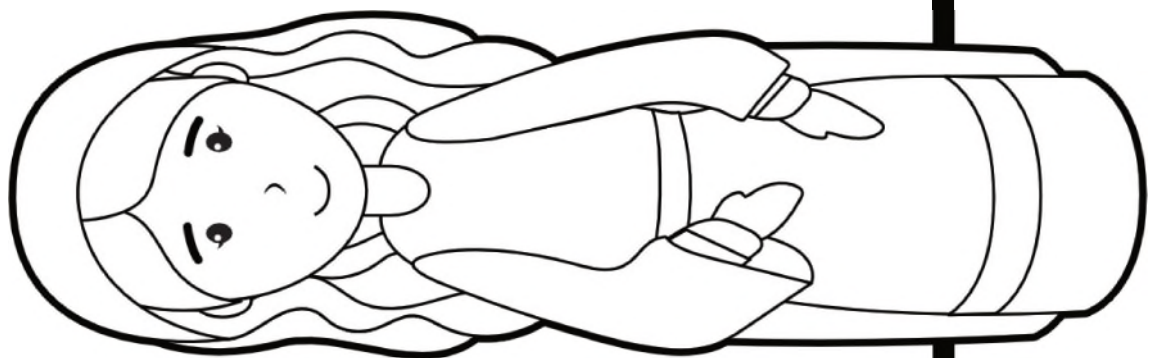
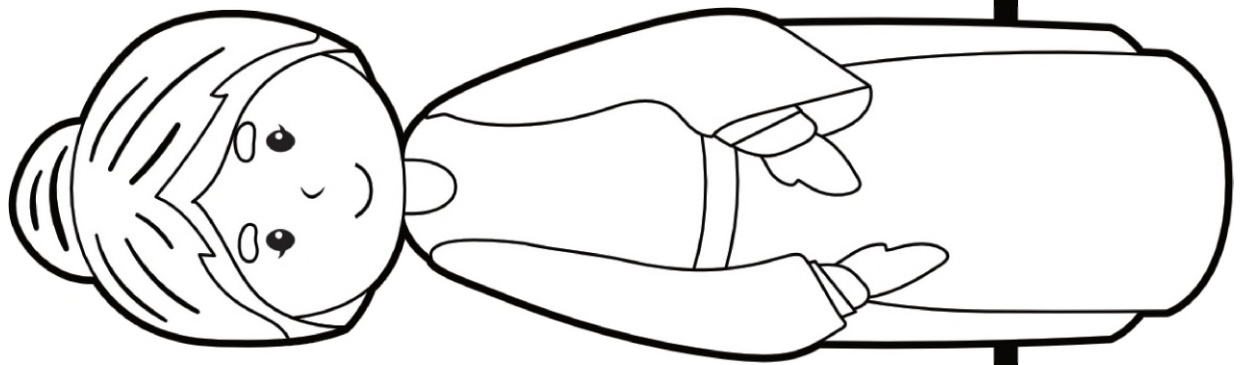

To add to
Your nativity
scene

Elizabeth's
House




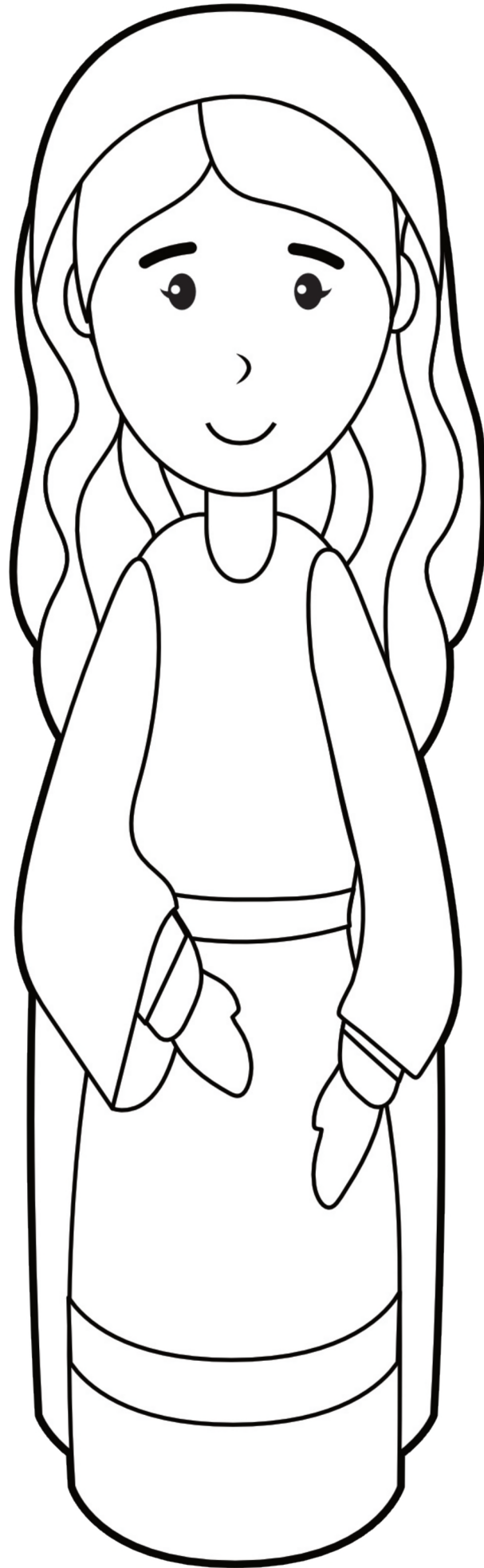
To add to
Your nativity
scene

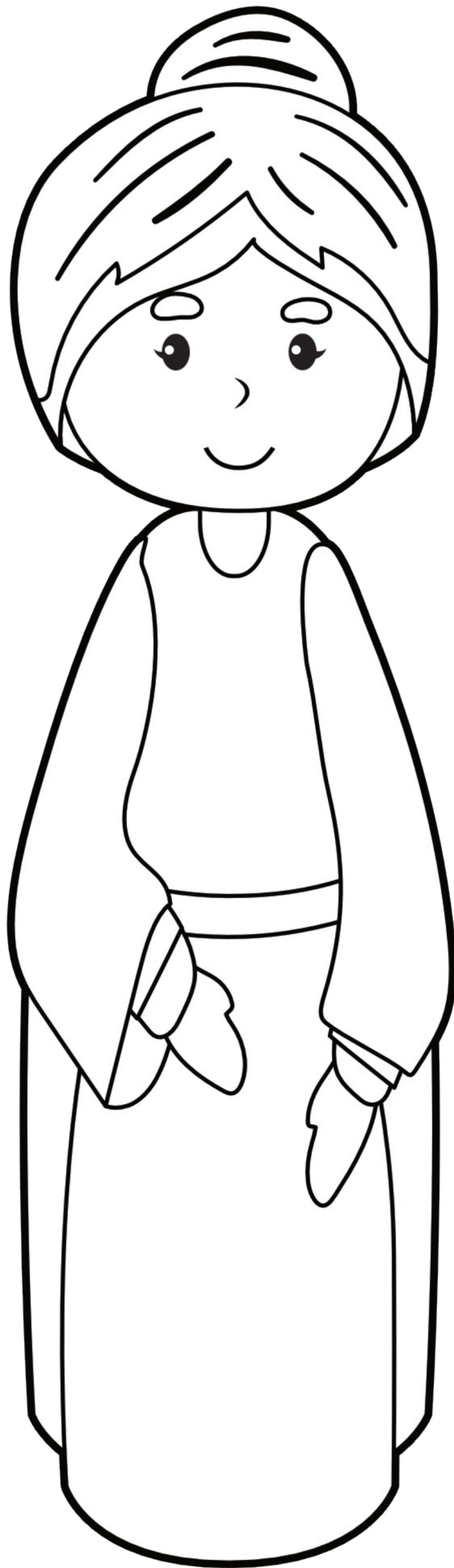


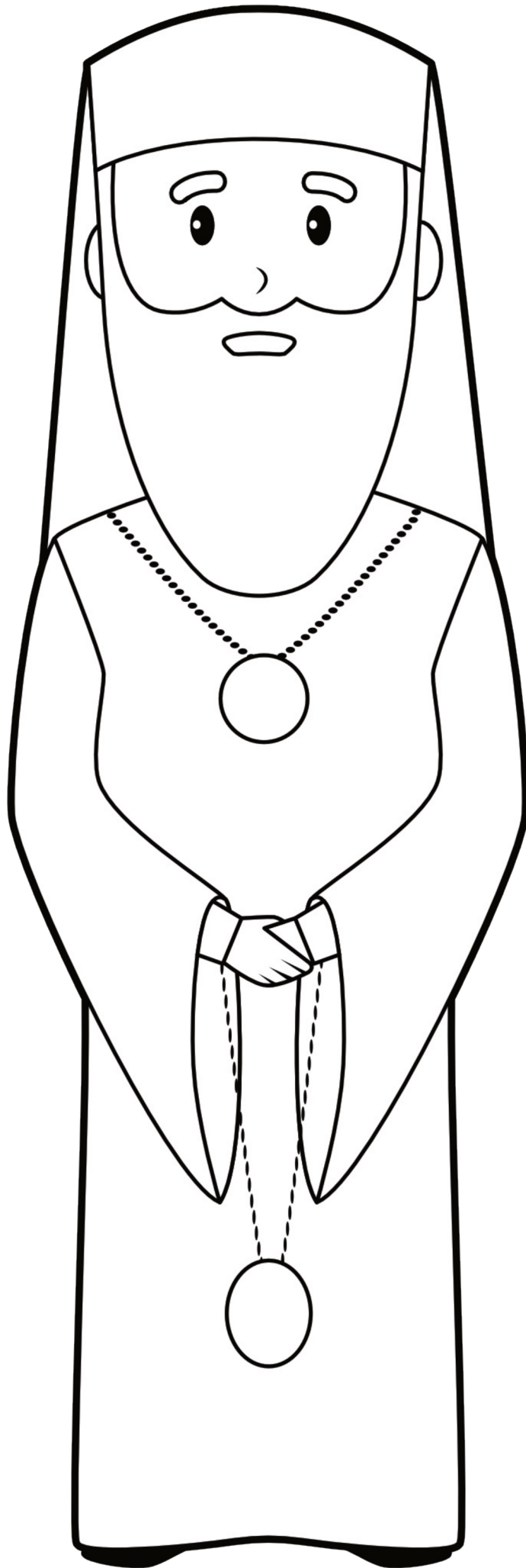






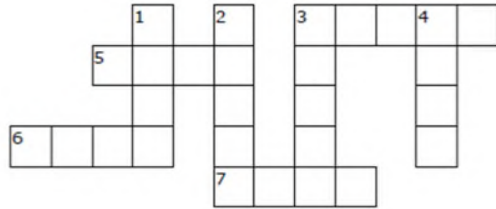






Children's Worship Bulletin

Crossword Puzzle



ACROSS

- 3. An item of clothing that is worn on the upper half of the body
- 5. To have very little money or possessions
- 6. The opposite of bad
- 7. A tall plant that has a trunk, branches, and leaves

DOWN

- 1. What we eat
- 2. The sweet food that grows on a tree
- 3. To give part of what you have to someone else
- 4. The part of a tree that grows under the ground

ROOT	TREE	POOR	SHARE
FOOD	GOOD	FRUIT	SHIRT



The Joy of Christmas

Luke 3:7-11

Word Search Puzzle

V H Z L G N E R T T R E E W X
 K Y P D M M R Y H R L B E W T
 Q A N S H L K I H U S L B K O
 I I W T N P M X B A C N W B Y
 M C M O S D E F C R O W D U M
 R V M N L H E G Y U G V F J G
 O S O E S G S F I W V O O J Z
 O H D S B R T S D X D I O M S
 T A A O E J T P Z E Z H D M V
 I R P P E R L F Z Q Z O B T O
 C E I N I C I I E Y O O I D E
 R V O H W B T R B R K U T O I
 W N S Q S P I X B Z R A W K K
 W L D P A F N Y M F C T K D O
 I S R B C H I L D R E N B R M


FIRE	CROWD	TREE	FOOD	CHILDREN
ROOT	SHARE	STONES	SHIRTS	BAPTIZED
VIPERS	NONE	TWO	FRUIT	BROOD

Murray Valley Lutheran Community – Christ Church
 Murray Bridge, South Australia

Coloring Page

Decoder Puzzle

Candle
of JOY



Copyright ©Sermons4Kids | All Rights Reserved | www.sermons4kids.com

The Candle of Joy

Each number represents a letter of the alphabet. Substitute the correct letter for the numbers to reveal the coded words.


Y	L	Z	V	M	G	D	J	S	R	B	H	C	N	Q	U	W	E	X	A	O	F	T	P	I	K
1	2	3	4	5	6	7	8	9	10	11	12	13	14	15	16	17	18	19	20	21	22	23	24	25	26

- 22-10-16-25-23 _____
- 10-21-21-23 _____
- 23-10-18-18 _____
- 23-17-21 _____
- 9-12-25-10-23-9 _____
- 9-12-20-10-18 _____
- 14-21-14-18 _____
- 22-21-21-7 _____

NONE SHIRTS	ROOT SHARE	FRUIT TWO	FOOD TREE
----------------	---------------	--------------	--------------

"If you have two shirts, give one to the poor."

Luke 3:11a (NLT)





Growing FAITH at home

THIRD SUNDAY OF ADVENT

YEAR B

Advent is a time for joy as we look to the birth of Jesus.



Grow Ministries
LCA CHILD YOUTH & FAMILY MINISTRY



where love comes to life

www.growministries.org.au



CONVERSATIONS

Share your highs and lows, or respond to the following:

1. What does it mean to be joyful? Tell about a time you were filled with joy.
2. Is there a difference between joy and happiness? Explain your answer.
3. The apostle Paul tells Christians to be "joyful always". Why can all Christians be joyful? How do we show our joy?



BIBLE READINGS

Read the following Bible readings throughout this week.
Talk about what words or phrases stand out for you.

S	John 1:6-8, 19-28	John's witness to the light
M	Isaiah 61:1-4, 8-11	Good news of deliverance
T	Thessalonians 5:16-24	A call to rejoice
W	Luke 1:46b-55	Mary's song of praise
T	Psalms 63:1-8	In God's presence I sing for joy
F	Acts 16:25-34	A jailer is filled with joy
S	Psalms 126	A people who dream

VERSE OF THE WEEK

Always be joyful, pray continually and give thanks whatever happens. That is what God wants for you in Christ Jesus.

1 THESSALONIANS 5:16-18



CREATIVE RESPONSE

Advent is a time to slow down, savour and see things in the light of Christ.

Use or imagine a nativity set. Hold or imagine one piece of your nativity set each day.

Think what it was like to be that character in Bethlehem. What did that character see? Experience? Hear? How was that person changed? How are you changed?

Talk about your thoughts with family and friends.

Conclude by singing *Away in a Manger*.



ACTION RESPONSE

We show the joy that we have because of Jesus by putting others ahead of ourselves.

Share your Christmas joy with your neighbours by baking Christmas cookies for them. If possible, use icing to write the word "joy" on the cookies.



MEALTIME PRAYER

Lord God, you fill the hungry with good things. With all my heart I praise the Lord, and I am glad because of God my Saviour. Amen.



PRAYER

Lord Jesus, we are joyful because of you. Help us to be thankful no matter what happens each day. Amen.



BLESSING

God is the God who gives peace. May he make you holy through and through.